

AGRICULTURAL TECHNOLOGY AT WORK



Mustang Product Bulletin 912...Single Edge vs. Double Edge Extreme

Product Bulletin 912, Mustang Openers, Making Surgical Cuts.

Reviewing Blade Edge offerings from Exactrix. Mark Ricker at Lyons Kansas. Sept. 26, 12.

Left of center...the P-51C opener is running away from the camera creating a slight amount of lifting in barren soil....not excessive but not desirable either...however other openers appear to have no problem to the left. (Note red arrows indicating the direction of travel))

The same opener coming back has been modified to Mustang Double Edge at 4 inches. A surgical cut.

Right of center....the same opener has been modified to Extreme Double Edge and is coming towards the camera....the picture indicates a surgical cut in barren, sticky clay soil. Notice the scissors fine cut in the stalk.

The picture was taken by Mark Ricker of Lyons, KS after the 30 foot Mustang Tool bar on 15 inch centers passed this point. The tool bar was running at 12.5 to 13.1 mph. The opener that has been modified is on the outside number 1 position on the Mustang tool bar.

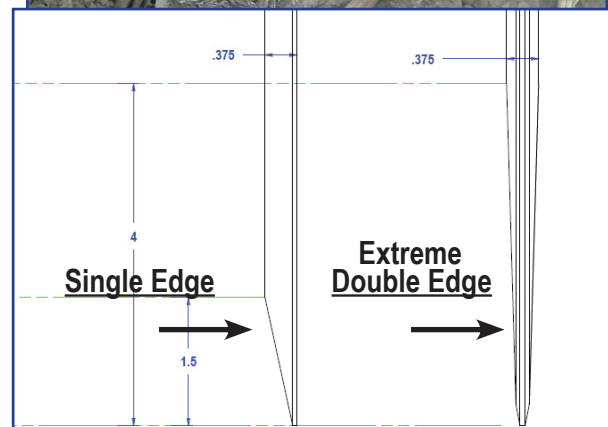

The TAPPKTS/Micros bands were placed in the soil at 6 to 7 inches for winter wheat production...with seeding to begin the next week.

Good sealing with vacuum injection of TAPPKTS was reported.


Barren soils...no growing roots, Double Edge Extreme....Gumbo Clay. River bottoms. Blackland Prairie of Texas. Clay hilltops of the Palouse. Sticky Shrinking Clay soils of Alberta. To be tested in high pH or calcareous eroded soils of Smith Center, KS.

Soils with Growing Roots...the lower cost operating coulter is Single edged. Rock strewn...tough going, Northern Tier. Glacial Till of Brooks/Bassano Alberta. Sandy soils. Rock Impacts at high speed. Pastureland....and Winter Wheat.

Deep bands at 6 to 7 inches will produce higher crop nutrient efficiency...in drought conditions...bands must be deeper.



Single Edge Gumbo Clay
With No Growing Roots



Single Edge Sandy Soil
With Growing Volunteer Wheat Roots

Mustang Product Bulletin 912 Pg. 2

Single Edge coulters for the P-51C are meant for rocky type soils and where endurance and abuse can occur...the Single Edged coulters are priced at \$310 ea. They are made from Manganese steel.

Double Edged Extreme coulters....The 4 inch Double Edge is machined on each side and back 4 inches in depth....Thus a lot more carbide and diamond cutters are used...with a lot more material removed raising the cost....to about \$360 each....

But this is just fine....since no closing wheel is required...no depth wheel is required....and the bands can go even deeper to 7 inch depth. Plus the machine can run at 12.5 mph with no soil movement...creating a surgical cut.

The Double Edge Mustang Blade is much different than a Yielder Carbon type Blade.

The Key difference is the edge and the design of the edge...and durability with Manganese steel.

The Extreme Double Edge at 4 inches assures the blade lifts out of the soil with very little soil movement.

The Extreme Double Edge is designed to satisfy true No-tillage, Exactrix owners with Gumbo Clay and banding into barren soils with no growing roots.

We recommend the customer own both....Single Edge for banding into growing roots and glacial till soils..... And Extreme Double Edge for barren soils that are known to be sticky or tend to lift with Single Edge.

Just like a machining tool....you need to have several types of tooling to get the job done.

The Double Edge technique allows for self centering and a disappearing edge as the blades lift from the soil producing excellent sealing with Exactrix TAPPS formulators.....High Pressure Injection systems...TAPPS or TAPPKTS is injected into a vacuum.

The Mustang P-51C, high speed swiveling opener development is critical to True No-tillage farming....and high quality seed beds....in fact 10 inch banding to 7 inch depth is now considered highly economical.

Double Edge works very well...when it is done with a 4 inch radius as shown.



For immediate assistance call
Spokane (509) 535.9925
Toll Free 1-800-929-9289
www.exactrix.com
exactrix@exactrix.com



Bourgault 8825 Converted



High Speed Banding @7" depth



12.5 mph



.75 a/min

